



2022

**JMS**®

**JMSCHIP.COM**

**PERFORMANCE  
CATALOG**

601-766-9424



What is a PedalMAX® throttle enhancement device?

PedalMAX® eliminates your vehicle's throttle delay and improves performance. Many stock vehicles have delayed throttle response. Throttle delay is most noticeable when trying to pass or merge. Simple to install, PedalMAX® improves your vehicle's performance and acceleration "Live-On-The-Fly".

### TABLE OF CONTENTS

4 // TractionMAX	13 // FuelMAX EZ
6 // PedalMAX	14 // LaunchMAX
8 // PedalMAX Terrain	15 // Avenger Wheels
10 // BoostMAX	16 // CD-1 Super Speedway
11 // LightBarMAX	17 // TA2 Smart Spark Super Speedway
12 // FuelMAX	18 // FleetMAX

**JMS Supports Emissions Legal Performance**



**JMS CARB COMPLIANT EO's**

D-816 // D-816-1 // D-186-2 // D-816-3 // D-816-4  
D-186-5 // D-816-6 // D-816-7 // D-816-8  
D-816-9 // D-816-10 // D-816-11

*Many of our products have been issued CARB EO numbers.  
Please contact us for additional information.*

240 Springview Commerce Dr, Bld 1-J  
DeBary, FL 32713 USA

601-766-9424



# TractionMAX

TractionMAX is designed to work with BIG horsepower, traction limited vehicles (*Forced Induction Vehicles - Aftermarket/OE Builds - Front Wheel Drive*). Adjustable on-the-fly, to enhance your traction & acceleration. Simple to install, the unit plugs in-line between your vehicle's pedal position sensor & vehicle harness. Use the included dual-dials to adjust the feel of your Pedal and the amount of available Traction. Dial save feature is great for new drivers, just adjust the dual-dials and unplug to save the settings.



## DON'T OVERPOWER YOUR TIRES!

- Optimize Acceleration & Traction
- Increase Throttle Response
- Simple to Install & Waterproof
- Dual Adjustment Dials Included
- Factory & Aftermarket Tuning Compatible
- Supports Most Vehicles
- Unplugged Dial Saves the Position of Both Control Dials
- Designed & Assembled in the USA

**SUPPORTS MOST VEHICLES:**  
 FORD, DODGE, CHEVY, GMC, JEEP, TOYOTA,  
 SUBARU, ACURA, LEXUS, BMW & MORE

GO TO [JMSCHIP.COM](http://JMSCHIP.COM) FOR FULL COMPATIBILITY

**PLUG N PLAY**



## PedalMAX PedalMAX TERRAIN & TractionMAX COMMON FEATURES

- Optimize Throttle Response
- Adjustable "Live-On-The-Fly"
- Simple to Install & Waterproof
- Plug N' Play
- No OBD-II Input Required
- Compatible with Factory & Aftermarket Tuning
- Included Adjustable Control Dial
- Supports Most Vehicles


**WHAT IS DRIVE-BY-WIRE?** Standard in most modern vehicles today, drive-by-wire systems send a signal to an electric motor that opens and closes the throttle.

## TractionMAX SPECIFIC FEATURES

- Optimize Throttle Response & Traction
- Dual Adjustment Dials Included
- Designed For Traction Limited Vehicles
- Supports Most High HP / Forced Induction / Aftermarket / OE Vehicles

**PEDAL**  
 Range Of Adjustment:  
 Reduction (-50) to Stock (0) to Max (100)

**TIME**  
 Range Of Adjustment:  
 Stock (0) to Max (100)



**Adjust On-The-Fly!**



# PedalMAX®

PedalMAX® was designed to improve the throttle response and driving characteristics of modern vehicles equipped with electronic throttle control systems. Throttle response and acceleration are improved, turbo applications see a big lag reduction, all leading to more power and torque. Taking only minutes to install, the unit plugs in-line between your vehicle's pedal position sensor and vehicle harness, utilizing OEM- connectors with a control dial making performance adjustable on-the-fly!



- Improve Throttle Response & Acceleration
- Faster Downshifts W/Auto Trans
- Factory & Aftermarket Tuning Compatible
- Reduce Throttle Hang On Manual Trans
- Boost Low to Mid-Range Performance
- Simple to Install & Waterproof
- Supports Most Vehicles
- Eliminate Turbo Lag
- Adjustment Dial Included
- Designed & Assembled in the USA

### SUPPORTS MOST VEHICLES:

FORD, DODGE, CHEVY, GMC, JEEP,  
TOYOTA, SUBARU, ACURA, LEXUS, BMW,  
HONDA RAM, CHRYSLER & MORE

GO TO [JMSCHIP.COM](http://JMSCHIP.COM) FOR FULL COMPATIBILITY

### PedalMAX CARB COMPLIANT EO's

D-186-2 // D-816-3 // D-816-4 // D-186-5 // D-816-6  
D-816-7 // D-816-8 // D-816-11

## PedalMAX PedalMAX TERRAIN & TractionMAX COMMON FEATURES

- Optimize Throttle Response
- Adjustable "Live-On-The-Fly"
- Simple to Install & Waterproof
- Plug N' Play
- No OBD-II Input Required
- Compatible with Factory & Aftermarket Tuning
- Included Adjustable Control Dial
- Supports Most Vehicles

**WHAT IS DRIVE-BY-WIRE?** Standard in most modern vehicles today, drive-by-wire systems send a signal to an electric motor that opens and closes the throttle.

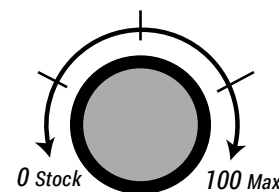
## PedalMAX SPECIFIC FEATURES

- Improve Acceleration
- Eliminate Throttle Delay
- Unplugged Dial= Mid-range Setting (60)
- Emissions Legal: CARB D-816-2, D-816-3, D-816-4, D-816-5, D-816-6, D-816-7, D-816-8, D-816-11

### Adjust On-The-Fly!



Range Of Adjustment:  
Stock (0) To Max (100)



PLUG  
N PLAY





# PedalMAX<sup>®</sup> TERRAIN

Designed for the Off-Road market, from trucks to UTV's, the **PedalMAX<sup>®</sup> Terrain** can increase or decrease the throttle sensitivity to match any driving conditions on-the-fly! Throttle response and acceleration are improved, turbo applications see a big lag reduction, all leading to more power and torque. Quick and easy installation, this plug n' play product utilizes a control dial to "save" your throttle setting into the unit. **PedalMAX<sup>®</sup> Terrain** units are fully waterproof and made with high-quality ruggedized components.



- Improve Throttle Response & Acceleration
- Unplugging The Knob Saves Throttle Settings
- Match Throttle Response To Your Exact Terrain
- Simple to Install & Waterproof
- Faster Downshifts
- Adjustment Dial Included
- Designed & Assembled in the USA

## PedalMAX PedalMAXTERRAIN & TractionMAX COMMON FEATURES

- Optimize Throttle Response
- Adjustable "Live-On-The-Fly"
- Simple to Install & Waterproof
- Plug N' Play
- No OBD-II Input Required
- Compatible with Factory & Aftermarket Tuning
- Included Adjustable Control Dial
- Supports Most Vehicles

**WHAT IS DRIVE-BY-WIRE?** Standard in most modern vehicles today, drive-by-wire systems send a signal to an electric motor that opens and closes the throttle.

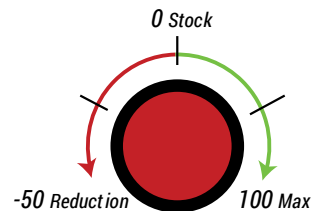
## PedalMAXTERRAIN SPECIFIC FEATURES

- Designed For Varying Terrain
- Adjust Based On Conditions "Live-On-The-Fly"
- Improve Acceleration or Reduce Your Pedal Throttle Response
- UTV Compatibility

### Adjust On-The-Fly!



**Range Of Adjustment:**  
Reduction (-50) to Stock (0) to Max (100)



**PLUG N PLAY**



### EQUIP YOUR SXS!

Polaris UTV  
Part # - RC1418P01

Can-AM UTV  
Part # - RC1418CA1

Arctic-Cat/Textron UTV  
Part # - RC1719ACV1

**SUPPORTS MOST VEHICLES:** FORD, DODGE, CHEVY, GMC, JEEP, TOYOTA, SUBARU, RAM & MORE

GO TO [JMSCHIP.COM](http://JMSCHIP.COM) FOR FULL COMPATIBILITY



# BoostMAX®

Designed to work with all EcoBoost engines to considerably increase Horsepower and Torque, up to 50+WHP depending on application. The plug n' play design is easy to install, connecting to your factory MAP and TIP sensors with an included dial for on-the-fly boost adjustment. You'll feel increased throttle response across the entire power band, with no aftermarket OBDII programming required.

For the ultimate in power and control, stack with PedalMAX®.



**BoostMAX**  
CARB COMPLIANT EO's  
D-186 // D-816-1 // D-816-10

- 3.5L Ecoboost - up to 89rwhp
- 2.3L Ecoboost - up to 31rwhp
- 1.5L Ecoboost - up to 22fwhp
- 3.0L Ecoboost - up to 63rwhp
- 2.0L Ecoboost - up to 26fwhp
- 1.0L Ecoboost - up to 14fwhp
- 2.7L Ecoboost - up to 55rwhp
- 1.6L Ecoboost - up to 21fwhp

- Fuel Economy Increases at Normal Operation
- Increase Performance Across Entire RPM Band (Increase your HP/TQ)
- Fine-Tune Boost Output with Included Dial
- Designed to Stack with PedalMAX®
- High-Quality OEM-Style Connectors
- Designed & Assembled in the USA



**Adjust**  
on-the-fly!



**PLUG  
N PLAY**

# LightBarMAX

LightbarMAX Wiring Kit completely solves the issue that occurs when installing any LED light bar, brake light or turn signal on newer Ford trucks 2018+ F150-F350.

This easy to install device means no more random trailer detection or blind spot/lane detection issues when an aftermarket LED light bar is installed.



- Simple to Install
- Universal Unit Works on Most Vehicles with this Issue (Universal Flat Four-Way Trailer Plug)
- Aftermarket Light Bar Solution for 2018+ F150 & 2020+ F250-F450 Super Duty Trucks
- Designed & Assembled in the USA

**PLUG  
N PLAY**



# FuelMAX™

Features exclusive digital technology that provides up to an 85% increase in fuel delivery from your factory OEM fuel pump. Provides the highest continuous voltage and amperage output without the noise. Plug n' Play installation connects directly to your fuel pump driver module and activates via the pedal position sensor, minimizing install time. User-adjustable voltage ramp-in/out rate allows elimination of fuel pressure spikes for max control. Kits feature heavy-duty 10-gauge wiring, industrial-grade heat-sink, proprietary enclosure, and everything you need for a complete installation.



- Up to 85% Increased Fuel Output
- User Adjustable Voltage Rates
- Boosts & Regulates Voltage on All Vehicles from 14.4V to Max Output of 22V
- Supports up to 1000HP Single Pump & 1300HP with Stock Dual Pumps
- Eliminate Fuel Pressure Spikes
- More Fuel for More Power
- Plug N' Play
- Single & Dual Input/Output Versions
- Will Work with 12V or 16V Battery Systems
- Designed & Assembled in the USA

# FuelMAX™ EZ

*Fits all Ford '05-'21 Mustang's & F-150's*

Monitor the signal that controls your fuel pump to automatically increase the voltage supplied to your fuel pump as needed in real-time up to 22V. A durable OEM quality device that is completely plug n' play, EZ to install with no adjustments needed. Improve your factory fuel pump's delivery capabilities by up to 85% instead of replacing your factory fuel system with the **FuelMAX EZ**. All of this translates to max gains in power and torque, giving you a competitive edge on the Street, Track, and Trail.



- Fully Automatic Fuel Pump Voltage Booster
- No Wires to Run - Plug & GO!
- Alternative to Fuel Pump Replacement
- For Use with Single Fuel Pump/Fuel Pump Driver Module Systems
- Supports up to 1000HP Single Pump & 1300HP with Stock Dual Pumps
- For 12V & 16V Battery Systems
- Sturdy Aluminum Alloy Housing Construction
- EZ Plug N' Play Installation
- Fits all Ford '05-'21 Mustang's & F-150's
- Designed & Assembled in the USA





# LaunchMAX<sup>®</sup>

LaunchMAX Trans-Brake Kits offer a high-tech, yet simple solution for the 6R80 transmission in your Mustang or F150 truck. The innovative microprocessor-controlled device offers the fastest release on the market via its precision electronics and is compatible with aftermarket torque converters and transmission tuning. Easy-to-install splice-in or plug n' play designs, **LaunchMAX** delivers a fast release with waterproof performance.



- Improves 0 to 60 Acceleration Times
- Robust Automotive Grade Construction
- Simple Installation
- Plug N' Play Version Available
- Splice-In Version Available
- Fits All 2011–2017 Mustang GT/V6 or F-150 with the 6R80 Transmission
- One-Year Limited Warranty
- Designed & Assembled in the USA

# AVENGER WHEELS

The Avenger Series Wheels are engineered for hard-core racers featuring a contemporary five-spoke design. This wheel series is manufactured from single-piece aluminum moldings that offer high-strength, yet are lightweight. Available in four finishes; *Polished Silver, Satin Silver, Chrome Silver, Gloss Black, and Black Chrome*. For an ultra-modern look, the wheels are also offered with a diamond or mill cut process prior to finishing.

Each vehicle specific wheel is machined with exact center-bore tolerances and utilizes a 60-degree lug seat for a true OEM fitment. Color-matched lug nuts are also included, and they are custom manufactured with a 3/4" SAE hex head to prevent damage to the lug opening during wheel and tire installation and service.

Avenger Series Wheels are offered in these common sizes; 15" x 10" & 17" x 10" rear wheels, and 17" x 4.5" & 18" x 5" front wheels. Supported vehicle applications include; 1994-2021 Ford Mustang, 1994-2002 Chevy Camaro and Pontiac Firebird, and 2006-2021 Dodge Charger and Challenger. Wheel sizes are pre-engineered for fitment on each vehicle based on factory or aftermarket brakes, and the backspace/offset specifications are designed for optimal fitment.




All JMS wheels are covered under a limited lifetime warranty for materials and workmanship. *Polished wheels must be properly maintained to retain appearance.*





## CD-1 SuperSpeedway

This JMS-Daytona Sensors ignition system is a complete plug n' play capacitive discharge ignition system perfect for Street/Strip, Circle Track (Asphalt & Dirt), Road Race, and any racing application which uses a distributor-based engine. Produces an output of 135 mJ spark energy and racers can set maximum RPM limits with 100 RPM steps up to 8,300 RPM. With an encapsulated construction, the CD-1 SS uses surface mount electronics and is waterproof and highly resistant to vibration and shock. *Specially designed for these race series: Southern Super Series, CARS Super Late Model Tour and the SPEARS Southwest Tour Series.*



- 135 mJ Spark Energy Output
- Set Max RPM Limit up to 8,300 RPM with 100 RPM Steps for Race Series Specs
- Wiring Terminated into Plug N' Play Weatherpack Connectors
- Compatible with 8-Cylinder Racing Engines Triggered by a Magnetic Pickup Distributor or Crank Trigger
- Highly Efficient Switching Power Supply. Less Than 5-Amp Current Draw at 8,000 RPM
- Compact Fully Encapsulated Construction
- Designed & Assembled in the USA

**DAYTONA  
SENSORS**

## Smart Spark LS SuperSpeedway

The JMS-Daytona Sensors Smart Spark TA2 Super Speedway was specifically designed for the Trans Am TA2 racing series. It is a complete plug n' play racing ignition system that is designed to be used on LS based TA2 racing engines. This fully encapsulated device is preprogrammed with approved TA2 ignition timing advance tables. The TA2 Super Speedway version has been designed after our Daytona Sensors Smart Spark ignition system and then created to meet specific Trans Am TA2 racing requirements.



- Supports Approved TA2 GM LS Racing Engines (Carbureted LS Engines with 58 Tooth Crank Trigger)
- Preprogrammed with Approved TA2 Ignition Timing Advance Tables
- Unit is Sealed for the TA2 Racing Series
- Status LEDs - Display Device & Trigger Input Status
- Fully Encapsulated Construction
- Heavy Duty 12pin Deutsch Connectors used for Signal Connections
- Designed & Assembled in the USA



**DAYTONA  
SENSORS**



THE PERFECT EASY  
TO INSTALL,  
PLUG N' PLAY,  
SPEED LIMITING  
SOLUTION  
FOR YOUR FLEET

# FleetMAX<sup>®</sup>

FleetMAX<sup>™</sup> is an easy to install, plug n' play, speed limiting and safety device that supports all vehicles from 2005–2022.

Limit top speed and aggressive driving, increases vehicle safety and *IMPROVED* fuel economy.

Your fleet manager can set the vehicle's top speed, rate of acceleration, and other options or choose the pre-programmed mph version.

- Limit Vehicle Top Speed
- Programmable Acceleration Rate
- OE Warranty Friendly
- Works with ALL Telematics
- Fuel Savings through Torque Reduction
- Supports 2005–2022 Vehicles & Classifications 2–13
- Does NOT Alter the Vehicles Emissions Equipment
- Lifetime Warranty
- Designed & Assembled in the USA

Learn more [JMSFLEET.COM](http://JMSFLEET.COM)



# FleetMAX<sup>®</sup>

Fleet Speed Limiting and Safety

Two versions to choose from



## FleetMAX<sup>™</sup> Standard

Your fleet manager determines the *TWO* options for FleetMAX<sup>™</sup> Standard. Each of the two options are adjusted "on-the-fly" and programmed via the optional dual knob remote. Simple to use and manage.

- **Top Speed Limit** - set and adjust the vehicles top speed "on-the-fly"
- **Torque Reduction Percentage** - reduce the amount of torque available to the driver, increase fuel economy
- **Optional preset MPH setting or adjustable units** which require a dual knob remote control

## FleetMAX<sup>™</sup> Enterprise

Your fleet manager determines the *FIVE* options for FleetMAX<sup>™</sup> Enterprise. Each of the options are adjusted "on-the-fly" and programmed via the optional remote handheld. Enterprise offers additional options and features required by Enterprise fleet customers.

- **Top Speed Limit** - set and adjust the vehicles top speed "on-the-fly"
- **Torque Reduction Percentage** - reduce the amount of torque available to the driver, increase fuel economy
- **Emergency LEO Top Speed Bypass** - when the emergency lights are on, the FleetMAX speed limiter is bypassed
- **Stomp Percentage** - reduce the amount of shock to the drivetrain
- **Over-Speed Passing Timer** - safe driving, earns passing time above the preset speed limiter



**JMS**<sup>®</sup>  
**JMSCHIP.COM**

240 Springview Commerce Dr, Bld 1-J  
DeBary, FL 32713 USA

601-766-9424

**DAYTONA  
SENSORS**

[DAYTONA-SENSORS.COM](http://DAYTONA-SENSORS.COM)



// [DAYTONA-TWINTEC.COM](http://DAYTONA-TWINTEC.COM)